






































1

Assay Data Sheet - Expected Ranges  
BioProfile® FLEX Controls - LEVEL 1

1

Lot Number:  434155				Exp. Date: 2026-06	
Expected Range				+/- 3 SD Expected Range	
Parameter	Units	Lower Limit	Upper Limit	Lower Limit	Upper Limit
pH	-	 6.608	 6.708	 6.583	 6.733
PO <sub>2</sub>	mm Hg	 55.3	 67.7	 52.2	 70.8
PCO <sub>2</sub>	mm Hg	 60.5	 74.1	 57.1	 77.5
Gluc	g/L	 0.75	 1.25	 0.62	 1.38
Lac	g/L	 0.78	 1.28	 0.65	 1.41
NH <sub>4</sub> <sup>+</sup>	mmol/L	 0.61	 1.11	 0.48	 1.24
Na <sup>+</sup>	mmol/L	 69.7	 85.3		
K <sup>+</sup>	mmol/L	 1.71	 2.29		
Ca <sup>++</sup>	mmol/L	 0.50	 0.74		
PO <sub>4</sub>	mmol/L	 3.64	 4.84		
p	mg/L	 112.7	 149.9		
Osmolality	mOsm/kg H <sub>2</sub> O	 219	 229		